



TL240ES

Automatic Sliding Telescopic Door-Escape Routes


www.deutschtec.de

TL240ES

Outstanding quality and unique design have made the perfect combination in Deutschtec TL products. These highly intelligent models enjoy incredible strength as well. Employing world-famous German technology has made Deutschtec TL series into robust and sturdy products which will easily handle heavy weights as a result of using triple-glazing glass, for instance and painlessly resist tension for example, caused by extreme weather conditions

TL series is designed in a way that the back leaves move with half the speed of the front leaves. With this stealthy coordinated movement, both back and front leaves reach the fully-open point simultaneously and provide you with an opening up to 2/3 of the installed width. TL series' telescopic mechanism is designed and made in a way that can easily give a brilliant performance in places with high traffic. Having passed one-million-cycle test, this mechanism is also considered absolutely suitable for escape doors.

TL240ES secure entry solutions are specially designed and produced for escape routes and emergency exits but can also be applied in normal entrances. We have ensured your safety by meeting the most stringent standards of DIN18650, EN16005, EN60335, EN13849.



Technical Detail TL240ES

Opening width - double leaves	900 - 3000 mm
Opening width - four leaves	1800 - 4000 mm
Max leaf weight, double	2 x 150 Kg
Max leaf weight, four	4 x 100 Kg
Operator height	155 mm
Operator depth	226 mm
Opening speed	Variable up to 1.1 m/s (Four Leaves)
Closing speed	Variable up to 1.1 m/s (Four Leaves)
Hold-open time	0 - 30 s
Ambient temperature	-15 to +50°C
Protection class	IP20
100% German-made operator kit	✓
Track profile	anti-crash stainless steel
Anti-noise rubber profile	✓
External protected power supply	✓
Power supply power	230V / 28V, 240VA
Gear motor power	100 W
Number of motors	2
Number of control units	2
Number of hangers per leaf	2

Technical Detail TL240ES

Second motor for emergency opening	✓
Dual gear motor and control unit set for master/slave concept	✓
Maximum power consumption	250 W
Maximum operation cycles with 2.2 Ah backup battery (optional)	-
Maximum operation cycles with 7.2 Ah backup battery (optional)	-
Back-up battery for emergency opening	✓
Possibility to use safety sensors with testing signal	✓
Read-out memory with error codes	✓
Mechanical key switch	✓
24V DC output for external accessories	✓
Power lock	✓
Electro-mechanical lock (optional)	✓
Lock monitoring	✓
Programmable input and output	✓
Digital programme switch (optional)	✓
Emergency exit routes in both directions	✓
Possibility of using more software and hardware options by using DEAP device (optional)	✓

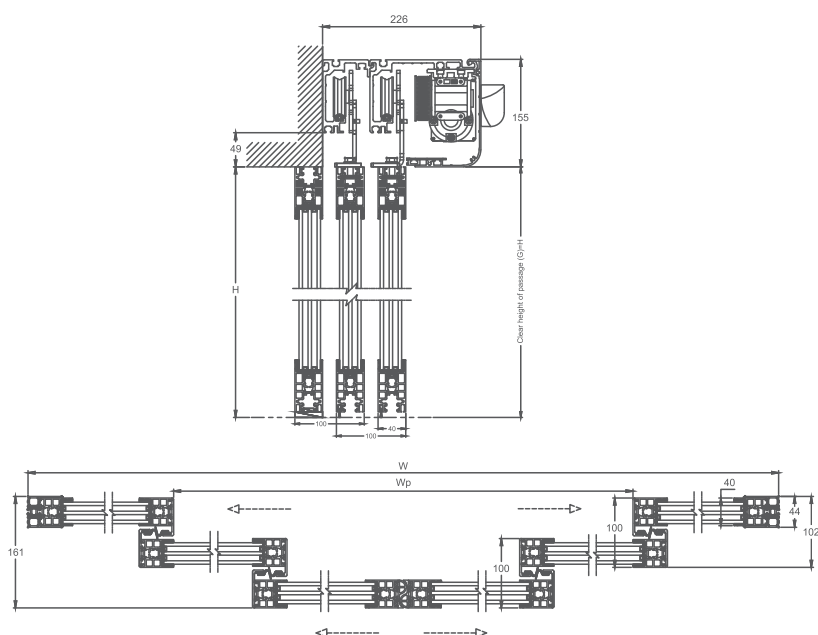
TL240ES

Standard TL240ES

Compliant with German standard DIN 18650	✓
Compliant with EU standard EN 16005	✓
Compliant with EU standard EN 60335	✓
Compliant with EU standard EN ISO 13849-1	✓
Compliant with EU low-voltage directives	✓
Compliant with EU EMC directives	✓
Manufactured according to ISO 9001	✓
TÜV approved	✓
CE conformity	✓
Tested for 1.000.000 cycles	✓

Frame Types TL240ES

THB	✓
TBS	✓
UTS	✓
Saturn	-
Frameless	-



TL240ES-THB frame

CONTROL UNIT

Deuschtec has joined up with Leesy GmbH, a part of Siemens Enterprise Communication, to create a fully German high-tech novel control unit. By drawing on the most advanced German engineering technology together, Deuschtec TL series' controlling microprocessor circuit boards have been made to respond to all European Union and German necessities such as machinery directive, electromagnetic compatibility (EMC) and low voltage directives. Moreover, its software and electronic design have met all relevant German and European standards such as DIN18650, EN16005 and EN ISO 13849. These distinguishing features guarantee the highest levels of security and the most durable system.



GEAR MOTOR

TL series is driven by a highly powerful reliable electromotor made by German manufacturer, Dunkermotoren GmbH. Having met various international standards, our motors are made service-free, sturdy and long-lasting. Their 100W motors are absolutely indestructible and are there to ensure reliable performance for a lifetime. Great efficiency and enhanced function are achieved through employing years of experience and the latest technologies in the process of our motors' design and production.



TRACK PROFILE

Stainless Steel

By making use of stainless steel track profiles together with rubber profiles, we have managed to present you with trustworthy hard-wearing entry solutions which will please your eyes with their splendor and will treat your ears kindly by their soft performance. Since Deutschtec's stainless steel track profiles are rust-proof and anti-abrasion, they will never need to be replaced. This will be a great value for your money during time and will prevent any possible complication which may happen when replacing profiles.



POWER LOCK

In many cases, there is no real need for (optional) electromechanical lock and buildings ensure security by other means. However, it is necessary for the entrance to be allowed limited access. In this case, power lock free function is a wholesome solution. When the door is locked, if there is pressure on it for becoming open, the motor will use its full power in the opposite direction and make it practically improbable to enter for unauthorized individuals.



HSML

Highly Secure Electromechanical Multi-Point Lock

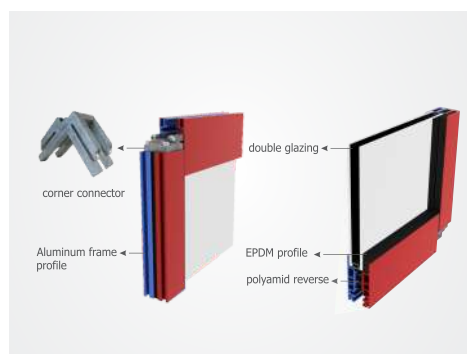
This highly secure electromechanical multi-point lock is a real necessity in places where increased security is demanded. Using steel pins, it will simultaneously lock the leaves together and to the floor, which has been pre-drilled to provide the required holes for the pins. Intruders will be slowed down and stopped due to this lock's power to resist dynamic/static forces and aggressive tools such as wedges.



THERMAL BREAK FRAME

A great choice of frame to pair with this impeccable series is thermal break frames (THB) which by insulating the door against undesired or harsh weather conditions, save the energy and consequently, your budget!

Furthermore, since these are incredibly strong frames, they are an ideal option when heavy doors are required.





w w w . d e u t s c h t e c . d e

Deuschtec GmbH
Am Fuchsbau 13
15345 Petershagen/Eggersdorf
Deutschland

Phone: +49 (0)3341 30 22 4 - 0
Fax: +49 (0)3341 30 22 4 - 25

E-Mail: info@deuschtec.de



EN.11.14082019